

---

---

SUSSEX

Waukesha County

ANNEXATION OF TERRITORY

Adopted Jan. 12, 1960

and

PLAT

---


---

Sec. 66.021

State of Wisconsin,) ss.  
Department of State)

Received and filed this ...19th.....

day of ...January.....A.D. 1960...

  
.....  
Secretary of State

---

---


# CERTIFICATE OF ANNEXATION

I, EVELYNE ZIMMERMANN, Village Clerk of the Village of Sussex, County of Waukesha, State of Wisconsin, DO HEREBY CERTIFY, that the following described territory was detached from the Town of Lisbon, County of Waukesha, and was annexed to the said Village of Sussex pursuant to Section 66.021 of Wisconsin Statutes by an ordinance adopted by the Village Board at a regular meeting held on the 12th day of January, 1960.


That part of the Northeast one quarter of Section 27, Town 8 North, Range 19 East, of the Town of Lisbon, Waukesha County, Wisconsin, bounded and described as follows: Commencing at the East one quarter corner of Section 27, Town 8 North, Range 19 East, thence North  $0^{\circ} 57'$  East 778.24 feet to the present Village limits, thence North  $89^{\circ} 44'$  West 1311.33 feet along the present Village limits, thence South  $1^{\circ} 16'$  West 778.24 feet along the present Village limits, thence South  $89^{\circ} 44'$  East 1315.64 feet to the East one quarter corner and the place of beginning.

STATE OF WISCONSIN SS  
DEPARTMENT OF STATE  
**RECEIVED AND FILED**  
JAN 19 1960

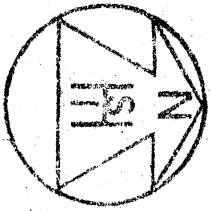
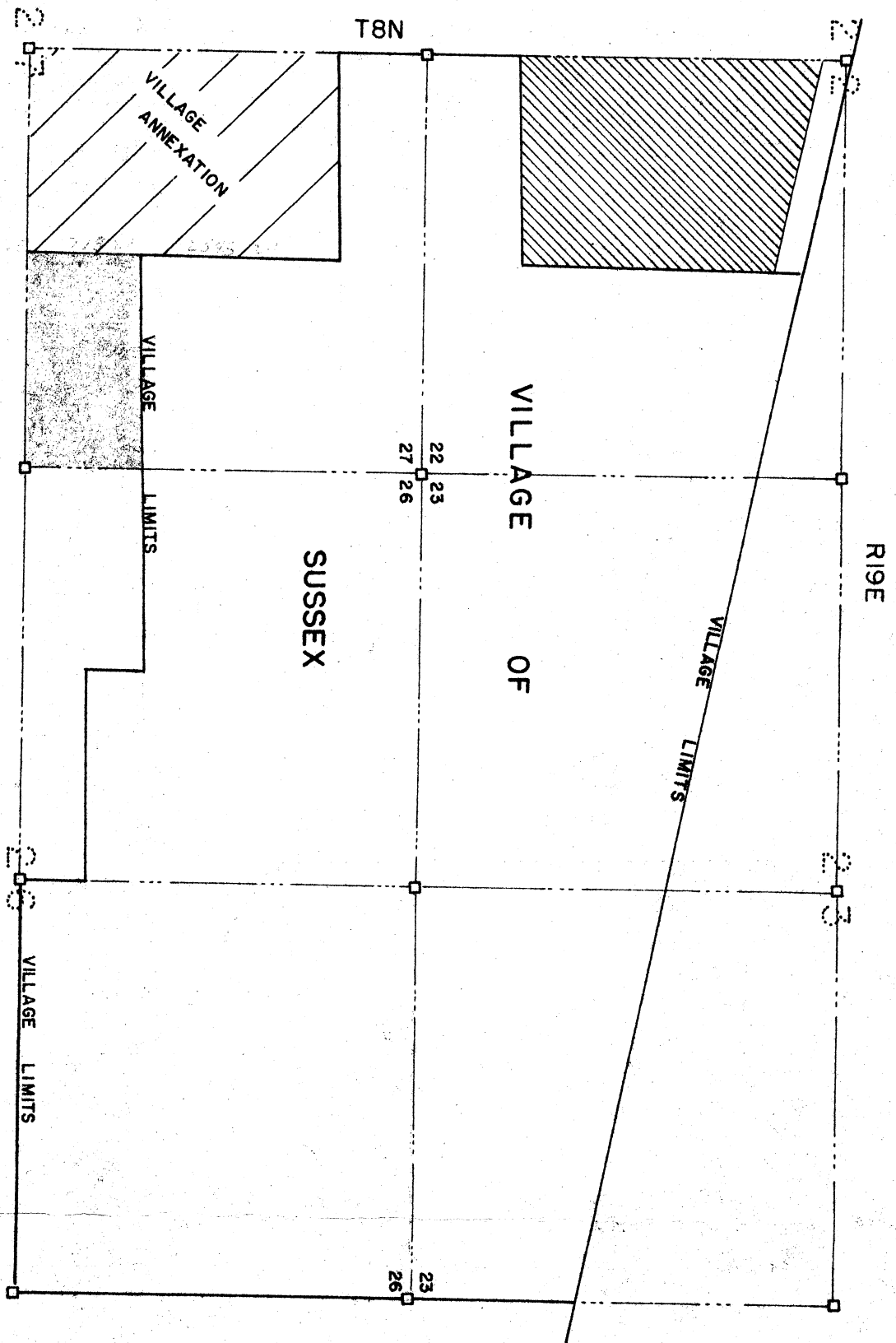
ROBERT C. ZIMMERMAN  
SECRETARY OF STATE

  
Evelyn Zimmermann  
Clerk of the Village of Sussex

# PLAT OF SURVEY



TOWN OF LISBON



PROPOSED ANNEXATION  
OF PART OF THE TOWN OF  
LISBON, WAUKESHA COUNTY,  
WISCONSIN.

SCALE  
0 1/8 1/4 1/2  
MILES

*Ray Hildebrand*  
RAY HILDEBRAND SURVEYORS, INC.  
GERMANTOWN, WISCONSIN

SURVEY DATE: